

# RAFI™ Fundamental Index™ Series

## FOUNDED ON PRINCIPLES OF CONTRARIAN INVESTING AND DISCIPLINED REBALANCING

The RAFI Fundamental Index strategy is a broadly diversified equity strategy built on principles of contrarian investing and disciplined rebalancing. By using fundamental measures of company size to select and weight companies, the approach eliminates the performance drag associated with traditional passive investment vehicles and has historically led to outperformance in developed markets of approximately 1.5%–2.0% a year.<sup>1</sup>

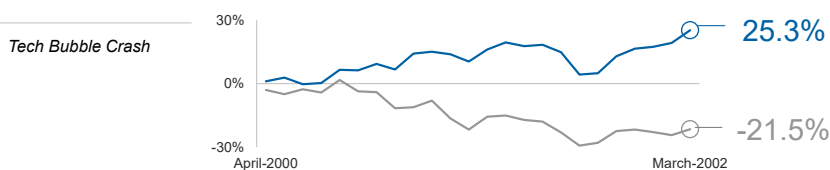
- Broad economic representation with low implementation costs and high capacity
- A history of outperformance based on sound investing principles
- Breaks the link between price and weight
- Engages in contrarian rebalancing, helping investors capture excess return

## SEVERING THE LINK BETWEEN PRICE AND PORTFOLIO WEIGHT

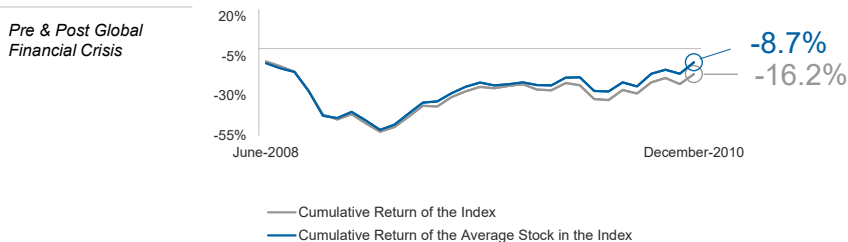
Traditional passive investment vehicles are market capitalization-weighted, which means that as the price of a company increases so does its overall weight in the portfolio, creating a drag on returns. The RAFI Fundamental Index strategy severs that link and embeds a buy-low, sell-high approach, which avoids significant overweights to the trendy, popular, and most expensive securities.

### Capitalization Weighting Creates a Drag on Returns

#### Cumulative Return of the S&P 500 Index



#### Cumulative Return of the MSCI EAFE Index



Average stock in the S&P 500 Index is calculated by equally weighting the holdings of the S&P 500 as of 4/2000 and price drifting them to 3/2002. The same process is used for the MSCI EAFE from 6/2008 to 12/2010. Source: Research Affiliates, LLC, based on data from FactSet.

## INDEX OVERVIEW

### Expected Outcomes and Benefits

1. Uses fundamental measures of company size to sever the link between price and portfolio weight.
2. Systematically rebalances using a company's fundamental weight as a rebalancing anchor, embedding a buy-low, sell-high approach.
3. Preserves all the positives of traditional passive investing and uses regular periodic rebalancing to help investors capture excess return from long-term mean reversion.
4. Broadly diversified and economically representative with a low tracking error relative to cap-weight index.

*The RAFI Fundamental Index strategy allows investors to capture long-term value and rebalancing premiums, while preserving all the positives of traditional passive investing.*

<sup>1</sup> "Fundamental Indexation." 2005. Amott, Hsu, and Moore.

## THOUGHTFULLY DESIGNED TO DELIVER FOR INVESTORS

Picking active managers is a game with poor odds. The RAFI Fundamental Index strategy preserves all the positives of traditional passive investing—simple, transparent, broadly diversified, and low cost—helping investors capture excess return from long-term mean reversion, one of the largest and most persistent active investment opportunities.

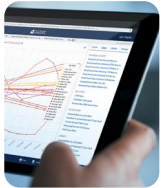
### Consistency Has Helped Investors Reach Their Goals

Strategy	Annualized Excess Return	3-Yr Rolling Win Rate	5-Yr Rolling Win Rate	Start Date
RAFI Fundamental US Index vs. <i>Mstar US Large-Mid Cap Index</i>	1.3%	59.7%	76.5%	1/1992
RAFI Fundamental UK All Company Index vs. <i>FTSE All-Share</i>	1.2%	69.0%	76.9%	5/1984*
RAFI Fundamental Dev ex US Index vs. <i>MSCI EAFE Index</i>	2.1%	79.6%	89.8%	5/1984
RAFI Fundamental Emerging Markets Index vs. <i>MSCI Emerging Markets Index</i>	4.6%	81.6%	84.3%	5/1996
RAFI Fundamental Global Index vs. <i>MSCI All Country World Index</i>	1.7%	69.9%	73.8%	5/1996

As of December 31, 2021

Data prior to index launch are simulated. Please see important information at the end of this presentation regarding simulated data. The RAFI Fundamental Indices were launched on 1/31/2017. FTSE All-Share returns begin in Jan 1986. Source: Research Affiliates, LLC, based on data from FactSet.

## OUR INTERACTIVE TOOLS



### Asset Allocation Interactive

Estimates of long-term expected returns for 130+ assets and model portfolios across five currencies with the ability to create, save, and blend customized portfolios.

Visit [researchaffiliates.com/aa](https://researchaffiliates.com/aa).



### Smart Beta Interactive

Estimates of expected excess returns over popular benchmarks for 25+ strategies and 15 factor variations with ability to analyze expected excess returns, historical returns, and various risk measures and markets.

Visit [researchaffiliates.com/sbi](https://researchaffiliates.com/sbi).

## RELATED RESEARCH

### "Fundamental Indexation"

Arnott, Hsu, Moore

March 2005 | *Financial Analysts Journal*

### "Rebalancing and the Value Effect"

Arnott, Chaves

August 2012 | *Journal of Portfolio Management*

The material contained in this document is for informational purposes only. Nothing contained in this material is intended to constitute legal, tax, securities or investment advice, nor an opinion regarding the appropriateness of any investment, nor a solicitation of any type. RAFI Indices, LLC, its affiliates, agents, and each of their respective officers, directors, employees, agents, representatives and licensors (collectively "RAI") does not make any warranties, express or implied, to anyone regarding the information provided herein, including, without limitation, any warranties with respect to the timeliness, sequence, accuracy, completeness, currentness, merchantability, quality or fitness for a particular purpose or any warranties as to the results to be obtained by any third-party in connection with the use of the information. Certain performance information presented represents simulated performance or performance based on combined simulated index data (pre-index launch) and live index data (post-index launch). Past simulated performance is no guarantee of future performance and does not represent actual performance of an investment product based on an index. No allowance has been made for trading costs, management fees, or other costs associated with asset management, as the information provided relates only to the index itself. Actual investment results will differ. The trademarks Fundamental Index™, RAFI™, Research Affiliates Equity™, RAE™ and the Research Affiliates™ trademark and corporate name and all related logos are the exclusive intellectual property of Research Affiliates, LLC ("RA") and in some cases are registered trademarks in the U.S. and other countries. Various features of the Fundamental Index methodology, including an accounting data-based noncapitalization data processing system and method for creating and weighting an index of securities, are protected by various patents of RA. (See applicable US Patents, Patent Publications and protected trademarks located at <https://www.researchaffiliates.com/legal/disclosures#patent-trademarks-and-copyrights>, which are fully incorporated herein.) Any use of these trademarks, logos, or patented methodologies without the prior written permission of RA, is expressly prohibited. RA reserves the right to take any and all necessary action to preserve all of its rights, title, and interest in and to these marks and patents. RAFI Indices, LLC, does not offer or provide investment advice or offer or sell any securities, commodities or derivative instruments or products.

© 2022 RAFI Indices, LLC. All rights reserved. Duplication or dissemination prohibited without prior written permission.

## RESEARCH AFFILIATES

### At a Glance

**US\$168B\***

in assets managed worldwide using investment strategies developed by Research Affiliates.

## 425+ articles published

Important recognitions include:

### Graham & Dodd Awards

"What Is Quality?"

"Will Your Factor Deliver?"

### William F. Sharpe Indexing Achievement Award

"Fundamental Indexation"

"Rebalancing and the Value Effect"

### Bernstein Fabozzi/Jacobs Levy Award

"Alice's Adventures in Factorland:

Three Blunders That Plague Factor Investing"

"A Study of Low-Volatility Portfolio Construction Methods"

**2002**

Founded by Rob Arnott and based in Newport Beach, California.

## FIRM LEADERSHIP

Average of **40 years** in industry experience.



**Rob Arnott**  
Partner, Chair



**Chris Brightman, CFA**  
Partner, Chief Executive Officer & Chief Investment Officer



**Katrina Sherrerd, PhD, CFA**  
Partner, Vice Chair



**Campbell Harvey, PhD**  
Partner, Senior Advisor

\*As of March 31, 2022